

*STANDARD ACCESSORIES*



# DSE9470 MKII

## 24 Volt, 10 Amp Battery Charger



### ADVANCED FEATURES

- UL recognised (9470-01 USA / 9470-A4 USA & Canada)
- Intelligent three and four stage charging profiles
- Configurable to suit 12V/24V - 5A/10A applications
- Adjustable current limit
- Can be used as a battery charger, power supply or both at the same time
- Automatic or manual boost and storage charge functions to help maintain battery condition
- Digital microprocessor technology
- Temperature compensation for battery charging
- Low output ripple and superb line regulation
- Three LED indicators
- Switched mode design
- Fully customisable battery charging curves
- Battery health check
- Battery voltage sensing
- Deep sleep mode
- PSU only mode
- Automatic voltage detection
- Wide output current range

### Full Protection

- AC input under voltage
- AC input over voltage
- Battery charger output over voltage
- Battery charger output over current
- Battery under voltage alarm
- Automatic battery detection
- Automatic battery charger self test
- Output short circuit and inversion polarity with auto recovery
- Max current mode
- SCADA digital input status information
- Automatic power de-rating at high ambient temperatures.
- Optional battery temperature compensation using PT1000 temperature sensor with over temperature protection

### Automatic Boost Mode

- Boosts and equalises cell charge, improving battery performance

### Power Save Mode

- Once the battery is fully charged, the chargers switch to eco-power to save energy

### Communication

- Can be integrated into external systems through MODBUS RTU using RS485

- Fully configurable via DSE Configuration Suite PC Software
- External remote display option - DSE2541

### KEY BENEFITS

- Fully flexible to maximise the life of the battery
- Suitable for a wide range of battery types
- Minimum 86% efficiency throughout full operating range
- No external intervention for boost mode
- Multiple chargers can be linked together to provide larger current outputs
- Can be permanently connected to a battery and AC supply. No need to disconnect through high load conditions such as cranking or when the engine is running.

### SPECIFICATIONS

#### AC SUPPLY

**VOLTAGE RANGE**  
90 V to 305 V (L to N)

**FREQUENCY RANGE**  
48 Hz to 64 Hz (L to N)

#### DC OUTPUT

10 A DC at 24 V DC (Configurable)

**RIPPLE AND NOISE**  
<1%

**EFFICIENCY**  
>86%

**REGULATION LINE**  
<0.5%

**LOAD**  
2%

**TEMPERATURE SENSOR INPUT**  
PT1000

#### PROTECTIONS

Short circuit  
DC over voltage  
DC over current  
Reverse polarity  
Over temperature  
AC under & over voltage

**CHARGE FAILURE RELAY**  
3 A at 30 V DC volt free relay

#### DIMENSIONS

**OVERALL**  
70 mm x 200 mm x 130 mm  
2.7" x 7.9" x 5.1"

**WEIGHT**  
0.75 kg

#### OPERATING TEMPERATURE RANGE

-30 °C to +70 °C  
-22 °F to +158 °F

#### STORAGE TEMPERATURE RANGE

-30 °C to +70 °C  
-22 °F to +158 °F

#### UL VOLTAGE APPROVAL RATINGS

**USA ONLY (9470-01)**  
110 V - 250 V  
**USA & CANADA (9470-A4)**  
110 V - 150 V

### RELATED MATERIALS

TITLE	PART NO.
DSE9400 Series Configuration Suite PC Software Manual	057-159
DSE Configuration Suite Installation & Operators Manual	057-151
DSE9000 Series Installation Instructions	053-049
DSE9000 Series Operators Manual	057-085

### DEEP SEA ELECTRONICS LTD UK

Highfield House, Hunmanby Industrial Estate, Hunmanby YO14 0PH

**TELEPHONE** +44 (0) 1723 890099

**EMAIL** sales@deepseaelectronics.com **WEBSITE** www.deepseaelectronics.com

### DEEP SEA ELECTRONICS INC USA

3230 Williams Avenue, Rockford, IL 61101-2668 USA

**TELEPHONE** +1 (815) 316 8706 **FACSIMILE** +1 (815) 316 8708

**EMAIL** usasales@deepseaelectronics.com **WEBSITE** www.deepseaelectronics.com

# DSE9470 MKII

## 24 Volt, 10 Amp Battery Charger

The DSE9470 MKII is a UL recognised intelligent battery charger fully configurable for 12 Volt/ 24 Volt & 5 Amp / 10 Amp applications.

There are two different UL recognised variants. The 9470-01 is recognised for USA only (110 V - 250 V) and the 9470-A4 is recognised for USA & Canada (110 V - 150 V).

The charger features automatic voltage detection and battery voltage sensing down to 1 volt and has an output current range that can go down to 1 amp. The charger can be easily programmed for different charging curves, to maximise battery life.

The charger can be DIN rail or chassis mounted, using the fixing holes that are built into the case. The charger includes three coloured LEDs to indicate charging status and fault conditions.

The chargers do not include any moving parts for additional durability and reliability. Each charger will continue to operate during engine running.

Multiple chargers can be linked together to provide a larger current output where required.

The battery chargers are programmed using the user-friendly DSE Configuration Suite PC software.

### PART NUMBERS

**9470-01**  
24 V 10 A Battery Charger  
(110 V - 250 V UL Recognised - USA)

**9470-A4**  
24 V 10 A Battery Charger  
(110 V - 150 V UL Recognised - USA & Canada)

### ENVIRONMENTAL TESTING STANDARDS

#### ELECTRO-MAGNETIC COMPATIBILITY

BS EN 61000-6-2  
EMC Generic Immunity Standard for the Industrial Environment  
BS EN 61000-6-4  
EMC Generic Emission Standard for the Industrial Environment

#### OPERATING TEMPERATURE RANGE

BS EN 60068-2-1  
Ab/Ae Cold Test -30 °C  
BS EN 60068-2-2  
Bb/Be Dry Heat +80 °C  
\* Refer to de-rating curve in the DSE9000 Operator Manual

#### VIBRATION

BS EN 60068-2-6  
Ten sweeps in each of three major axes  
5 Hz to 8 Hz @ +/-7.5 mm,  
8 Hz to 500 Hz @ 2 gn

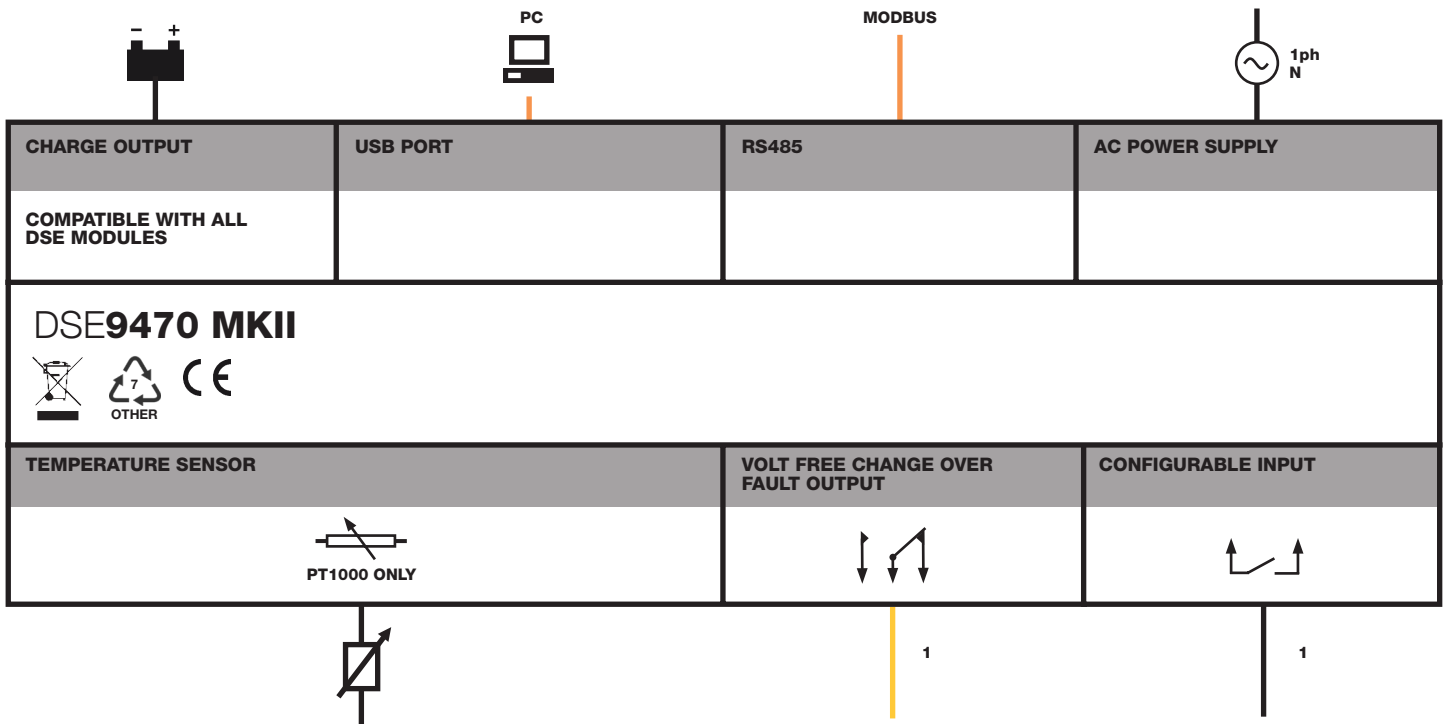
#### HUMIDITY

BS EN 60068-2-30  
Db Damp Heat Cyclic 20/55 oC  
@ 95% RH 48 Hours  
BS EN 60068-2-78  
Cab Damp Heat Static 40 oC  
@ 93% RH 48 Hours

#### SHOCK

BS EN 60068-2-27  
Three shocks in each of three major axes  
15 gn in 11 ms

## COMPREHENSIVE FEATURE LIST TO SUIT A WIDE VARIETY OF BATTERY CHARGER APPLICATIONS



## Thermosiphon Heating Systems

# TPS



Hotstart's TPS thermosiphon heating system is a coolant preheater, developed to maintain optimal temperatures for diesel and gas engines in stationary land power, marine, construction equipment, and truck applications.



### PROVEN DESIGN

Depend on consistent, reliable heating with the proven design of the TPS thermosiphon heater. Heated coolant rises through the engine block, maintaining critical fluid temperatures for easy engine starts when needed.



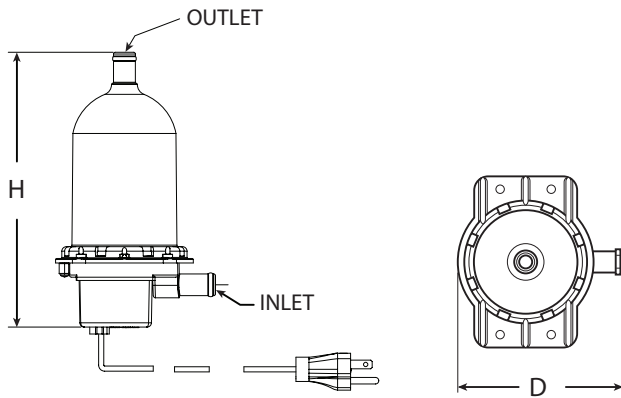
### EASY INSTALLATION

The TPS's inlet and outlet positions allow for quick and simple installations, reducing complicated plumbing requirements. Each heater comes with a mounting kit for optimized installations.



### VERSATILE & ADAPTABLE

The TPS can be configured for almost any weather-protected application. Multiple options and voltages are available, including UL/C-US listed and CE-compliant models.



Height (H)	Depth (D)	Weight
7.9"	4.6"	1.7 lb
200 mm	117 mm	771 g

TPS System	
Phase	single-phase (1 Ø)
Voltage	120V   240V   277V
Ingress	IP41
Tank Material	Polyphenylene Sulfide (PPS)
Heating Element Material	Incoloy 800
Min./Max. Ambient Temp	-40–40 °C (-40–104 °F)
Certification	UL/C-US-listed, CE-compliant

TPS Coolant	
Fluid Type	Water   Coolant mix (50% water/50% glycol)
Heat Power*	0.5 kW   1 kW   1.5 kW   1.8 kW   2 kW
Temp. Control	Fixed, 100–120 °F (38–49 °C)
Max. Pressure	90 psi (620 kPa)
Inlet/Outlet	0.625" hose barb (15.9 mm)

Temperature Range		Numerical Code
ON	OFF	Code
80 °F (27 °C)	100 °F (38 °C)	8
100 °F (38 °C)	120 °F (49 °C)	10
120 °F (49 °C)	140 °F (60 °C)	12

Options shown represent typical tested or certified configurations. Additional options or configurations may be available. For assistance with your heating system application, contact Hotstart at 509.536.8660 or [sales@hotstart.com](mailto:sales@hotstart.com).

\*2 kW available in 240 V only, 1.8 kW available in 120 V only.

## Ordering Information

### TPS

Engine Displacement	Power Supply			Heating System		
	V	Ø	Hz	kW	A	Model Number
150 CID 2.5 L	120	1	60	0.5	4.2	TPS051GT8-000
	120	1	60	0.5	4.2	TPS051GT10-000
	120	1	60	0.5	4.2	TPS051GT12-000
	240	1	60	0.5	2.1	TPS052GT8-000
	240	1	60	0.5	2.1	TPS052GT10-000
	240	1	60	0.5	2.1	TPS052GT10-013
	240	1	60	0.5	2.1	TPS052GT12-000
350 CID 5.7 L	120	1	60	1	8.4	TPS101GT8-000
	120	1	60	1	8.4	TPS101GT10-000
	120	1	60	1	8.4	TPS101GT12-000
	240	1	60	1	4.2	TPS102GT8-000
	240	1	60	1	4.2	TPS102GT10-000
	240	1	60	1	4.2	TPS102GT10-013
	240	1	60	1	4.2	TPS102GT12-000
350–500 CID 5.7–8.2 L	120	1	60	1.5	12.5	TPS151GT8-000
	120	1	60	1.5	12.5	TPS151GT10-000
	120	1	60	1.5	12.5	TPS151GT12-000
	240	1	60	1.5	6.3	TPS152GT8-000
	240	1	60	1.5	6.3	TPS152GT10-000
	240	1	60	1.5	6.3	TPS152GT10-013
	240	1	60	1.5	6.3	TPS152GT12-000
500–700 CID 8.2–11.5 L	120	1	60	1.8	15	TPS181GT8-000
	120	1	60	1.8	15	TPS181GT10-000
	120	1	60	1.8	15	TPS181GT12-000
	240	1	60	2	8.3	TPS202GT8-000
	240	1	60	2	8.3	TPS202GT10-000
	240	1	60	2	8.3	TPS202GT10-013
	240	1	60	2	8.3	TPS202GT12-000


Power cord length on all models – 48" (1219 mm). Part numbers ending in -013 feature 2 meter round cord & Schuko plug - CE compliant

TPS engine preheaters include a fixed setting thermostat. A single or double digit numeral at the end of the model number prefix designates the temperature range. Example: TPS101GT10-000

TPS heaters are available with in-line adjustable and remote thread-in fixed thermostat. Please reference Hotstart's product catalog for part numbers.



# D350 DIGITAL AVR FOR ALTERNATORS WITH SHUNT, AREP OR PMG EXCITATION



With configuration module NFLink®

## KEY FEATURES

- Rated excitation current: 5 A
- Maximum excitation current: 10 A for 10 s
- Voltage regulation accuracy:  $\pm 0.25\%$
- Excitation: SHUNT, AREP or PMG
- Voltage sensing: three-phase or single-phase - 530 VAC max.
- CT input: yes (1 A and 5 A)
- Mate-N-Lok connectors
- Quadrature droop function
- Over-excitation protection
- Loss of sensing
- Stator current monitoring
- U/F function
- LAM function
- Soft Start function
- Voltage soft recovery
- Two configuration modes can be activated by a digital input (eg. 50/60 Hz)
- Event logger

The D350 is a digital automatic voltage regulator (AVR) for alternators which require rated field current up to 5 A.

It offers numerous control and protection functions for the various components of generator sets, especially for managing short-circuits and load impacts.

The D350 can be configured using the Nidec Leroy-Somer EasyReg Advanced software.

For easier maintenance and investigations in the event of problems, the D350 also offers an event logger function and an NFLink® wireless communication module for setting parameters and retrieving data.

The D350 conforms to standard IEC 60034-1 and is certified UL508 and CSA.



## CONNECTIONS AND COMMUNICATION

- Inputs:
  - 1 x analog input
  - 1 x digital input
  - 1 x thermal sensor input (configurable in PT100 or PTC)
- Outputs:
  - 2 x digital outputs
- Event logger
- NFlink® module for configuration
- Mate-N-Lok connectors

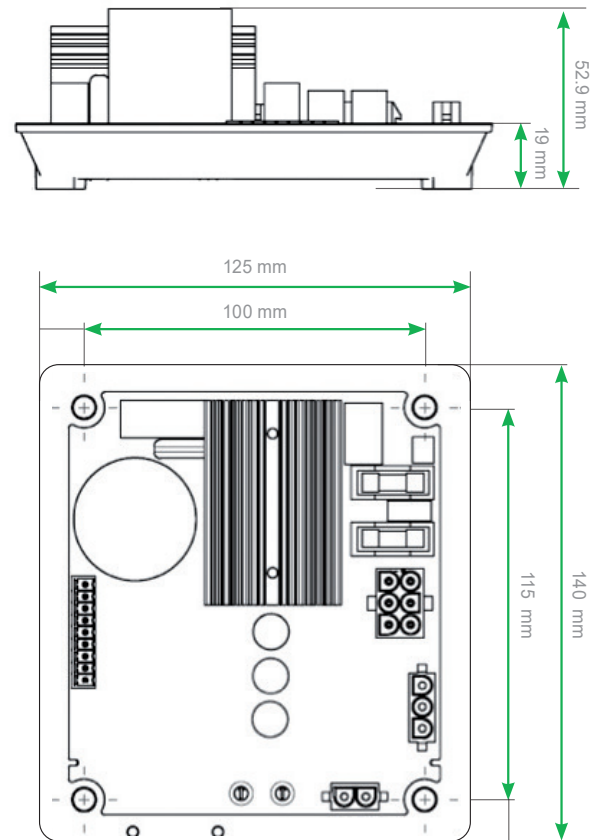
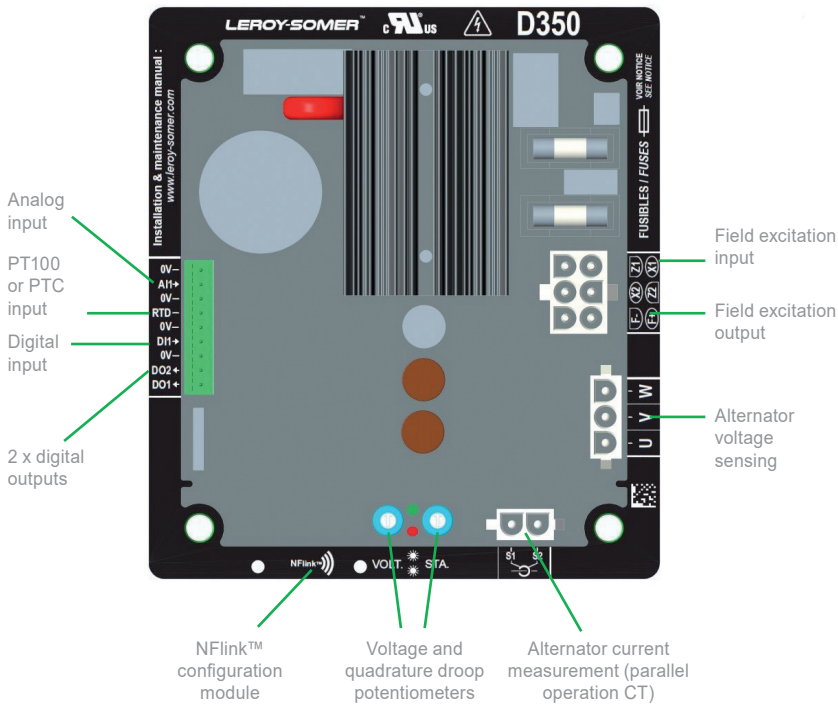
## OPERATION CONDITIONS

- Operating temperature range: -40°C to +65°C
- Storage temperature range: -55°C to +85°C
- Hygrometry: up to 98%
- Maximum impact: 9 g on 3 axis

## OPERATION RANGE

	LSA 40	LSA 42.3	LSA 44.3	LSA 46.3	LSA 47.3	LSA 49.3	LSA 50.2
SHUNT	✓	✓	✓	✓	✓	✓	✓
AREP	✓	✓	✓	✓	✓	✓	✓
PMG	-	✓	✓	✓	✓	✓	✓
	TAL 040	TAL 042	TAL 044	TAL 046	TAL 0473	TAL 049	
SHUNT	✓	✓	✓	✓	✓	✓	
AREP+	✓	✓	✓	✓	✓	✓	
PMG	-	✓	✓	✓	✓	✓	
	LSAH 42.3	LSAH 44.3					
AREP	✓	✓					

## DIMENSIONS



## SYSTEM BATTERIES



TEKSAN gensets equipped with fully closed, maintenance-free lead acid batteries.

TEKSAN selects batteries according to engine manufacturer's recommendation and to comply NFPA requirements.

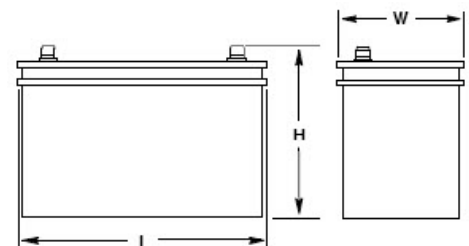


Genset Model	BATTERY			Genset Model	BATTERY		
	CCA	Size	Type		CCA	Size	Type
TJUD9P	350A	(1)47Ah	NS60	TJUD250P	860A	(2)102Ah	L5
TJUD13P	350A	(1)47Ah	NS60	TJUD275P	860A	(2)102Ah	L5
TJUD20P	700A	(1)75Ah	LB3	TJUD300P	860A	(2)102Ah	L5
TJUD25P	700A	(1)75Ah	LB3	TJUD315P	860A	(2)102Ah	L5
TJUD28P	700A	(1)75Ah	LB3	TJUD350P	860A	(2)102Ah	L5
TJUD30P	700A	(1)75Ah	LB3	TJUD400P	860A	(2)102Ah	L5
TJUD50P	700A	(1)75Ah	LB3	TJUD450P	860A	(2)102Ah	L5
TJUD55P	700A	(1)75Ah	LB3	TJUD500P	860A	(2)102Ah	L5
TJUD60P	700A	(1)75Ah	LB3	TJUD530P	860A	(2)102Ah	L5
TJUD65P	700A	(1)75Ah	LB3	TJUD550P	860A	(2)102Ah	L5
TJUD80P	700A	(1)75Ah	LB3	TJUD600P	(2)860A	(4)102Ah	L5
<b>TJUD100P</b>	<b>700A</b>	<b>(1)75Ah</b>	<b>LB3</b>	TJUD750P	(2)860A	(4)102Ah	L5
TJUD125P	860A	(1)102Ah	L5	TJUD800P	(2)860A	(4)102Ah	L5
TJUD150P	860A	(1)102Ah	L5	TJUD865P	(2)860A	(4)102Ah	L5
TJUD160P	860A	(1)102Ah	L5	TJUD900P	(2)860A	(4)102Ah	L5
TJUD175P	860A	(1)102Ah	L5	TJUD1000P	(2)860A	(4)102Ah	L5
TJUD180P	860A	(1)102Ah	L5				
TJUD200P	860A	(1)102Ah	L5				
TJUD300H	860A	(2)102Ah	L5	TJUD750H	(2)860A	(4)102Ah	L5
TJUD325H	860A	(2)102Ah	L5	TJUD800H	(2)860A	(4)102Ah	L5
TJUD350H	860A	(2)102Ah	L5	TJUD900H	(2)860A	(4)102Ah	L5
TJUD400H	860A	(2)102Ah	L5				
TJUD800B	(2)860A	(4)102Ah	L5	TJUD1000B	(2)860A	(4)102Ah	L5
TJUD900B	(2)860A	(4)102Ah	L5	TJUD1250B	(2)860A	(4)102Ah	L5






Genset Model	BATTERY			Genset Model	BATTERY		
	CCA	Size	Type		CCA	Size	Type
TJUG25PS	700A	(1)75Ah	LB3	TJUG200PS	860A	(2)102Ah	L5
TJUG40PS	700A	(1)75Ah	LB3	TJUG200PD	860A	(2)102Ah	L5
TJUG60PS	700A	(1)75Ah	LB3	TJUG250PS	860A	(2)102Ah	L5
TJUG80PS	700A	(1)75Ah	LB3	TJUG275PD	860A	(2)102Ah	L5
TJUG100PS	700A	(1)75Ah	LB3	TJUG300PD	860A	(2)102Ah	L5
TJUG115PS	860A	(1)102Ah	L5	TJUG350PD	860A	(2)102Ah	L5
TJUG125PS	860A	(1)102Ah	L5	TJUG400PD	860A	(2)102Ah	L5
TJUG150PS	860A	(1)102Ah	L5	TJUG450PD	860A	(2)102Ah	L5
TJUG200PN	860A	(1)102Ah	L5	TJUG500PD	860A	(2)102Ah	L5

BATTERY DIMENSIONS			
Type	L	W	H
NS60	238mm / 9.4"	129mm / 5.1"	224mm / 8.8"
LB3	278mm / 11"	175mm / 6.9"	175mm / 6.9"
L5	352mm / 13.9"	175mm / 6.9"	190mm / 7.5"



**Attention:** Batteries must always be kept under a buffer charge. Batteries on a genset that is stored for a long period of time, must be re-charged to prevent corruption on battery plates and become out of use.

<b>BATTERY TECHNICAL DATA SHEET</b>		Date: 24/05/2013		
		Number: 1		
Customer: <b>TEKSAN</b>		Type: <b>LB3</b>		
INCI Reference: <b>1007016</b>		<b>12 V 75 AH 700A (EN)</b>		
Dimensions: <b>278*175*175 (L*W*TH)</b>				
CONTAINER	Box	Color:	<b>GRE</b>	
		Hold Down:	<b>B0</b>	
		Material:	<b>PP</b>	
Lid		Type:	<b>SEALED</b>	
		Polarity:	<b>0</b>	
		Color:	<b>GREY</b>	
		Material:	<b>PP</b>	
Plug		Type:	<b>6x1 Plug set</b>	
		Color:	<b>GREY</b>	
		Material:	<b>PP</b>	
CELL	Plate number per cell	Positive:	<b>07</b>	
		Negatives:	<b>08</b>	
	Plate dimensions	Height x Length:	<b>100x144 mm</b>	
		Positive thicknes:	<b>1.76mm</b>	
		Negative thickness:	<b>1.39mm</b>	
Grid Alloy	Positives:	<b>PbSb</b>		
	Negatives:	<b>PbCa</b>		
Separator	Type:	<b>PE</b>		
	Thickness:	<b>0.9 mm</b>		
	Enveloped plate:	<b>Negative</b>		
Plate Blocking	Hot Melt on top:	<b>NO</b>		
MASS	Total Battery:	16,47	<b>kg (MAX)</b>	

		
<b>B200E</b>		
<b>Product</b>	Control Unit	
<b>Model</b>	Emergency	
<b>Type</b>	Turn to Release	
<b>Contact</b>	1NC	
<b>Color</b>	Red	
<b>Dia</b>	22 mm	
<b>Head Dia</b>	40 mm	
<b>Current</b>	<b>Ie</b>	4 A (250V AC)
<b>Usage Category</b>	AC 15	
<b>Mechanical Life</b>	<b>Min Qty</b>	500000
<b>Electrical Life</b>	<b>Min Qty</b>	100000
<b>Operating Frequency</b>	<b>On-Off/Hour</b>	Mech. 1200 Elec. 1200
<b>Insulation Voltage</b>	<b>Ui</b>	300V
<b>Impulse Withstand Voltage</b>	<b>Uimp</b>	2.5 kV
<b>Dielectric Strength (Body-Contact)</b>	2.500V AC	
<b>Dielectric Strength (Contact-Contact)</b>	1.500V AC	
<b>Isolation Resistance</b>	10 MΩ min. (500V DC)	
<b>Operating Temperature</b>	-15 / + 80 °C	
<b>Pollution Degree</b>	3	
<b>Protection Degree</b>	IP50	
<b>Contact Material</b>	AgNi	
<b>Cable Section</b>	1.5-2.5 mm <sup>2</sup>	
<b>Screw Torque</b>	1,5 Nm	
<b>Short Circuit Breaking Capacity</b>	<b>Ics</b>	1 kA
<b>Production Time</b>	31.12.1899 00:00:00	
<b>Serial</b>	B Series Plastic	
<b>Specifications</b>	Non-flammable V0 PA6.6 contact blocks	
	Various illumination contact blocks availability	
	Variety of products for all areas of application	
<b>Standards / Certificates</b>	IEC 60947-5-1 TS EN 60947-5-1 UL 508 VDE 0660	
